


From BER Airport to Potsdam by Train



- There are ticket machines in the luggage area. You can buy your tickets here or on the platform (see below).
- Please exit the luggage claim area in the direction of "Public Transport".
- Follow the directions and you will see (~1 minute after exit) a big screen with the train schedule
- Go down one level (U1).


A photograph of a large digital train departure board. The board has a red header with 'Ankunft 1' (Arrival 1) and 'Terminal T2' (400 m). Below the header, there are icons for 'Airport City', 'P3-8', 'Fernbus', and 'Intercity Coach'. The main part of the board is a table with columns for 'Zeit' (Time), 'Über via' (Via), 'Ziel' (Destination), and 'Gleis' (Platform). The table lists several train departures, including those to Berlin-Spandau, Berlin-Südkreuz, Berlin-Hbf, Berlin-Charlottenburg, Potsdam Hbf, and Königs Wusterhausen. A red arrow points from the text in the previous block to this board.

Zeit	Über via	Ziel	Gleis
19:49	S 9	Schönefeld - Schöne-weide - Hauptbahnhof	Berlin-Spandau 5
19:57	S 45	Schönefeld - Schöne-weide - Neukölln	Berlin-Südkreuz 6
19:58	FEX 19862	Bln Ostkreuz - Bln Gesundbr.	Berlin Hbf 1
20:09	S 9	Schönefeld - Schöne-weide - Hauptbahnhof	Berlin-Spandau 5
20:09	19883 +++ R	Birkengrund	Ludwigsfelde 4
20:13	18170 +++ R	Bln Ostkreuz - Berlin Ostbf. - Berlin Hbf	Berlin-Charlottenburg 3
20:17	S 45	Schönefeld - Schöne-weide - Neukölln	Berlin-Südkreuz 6
20:23	18133 +++ F	Saarmund - Golm - Pdm P. Sanssouci	Potsdam Hbf 4
20:28	FEX 19864	Bln Ostkreuz - Bln Gesundbr.	Berlin Hbf 1
20:29	S 9	Schönefeld - Schöne-weide - Hauptbahnhof	Berlin-Spandau 5
20:37	S 45	Schönefeld - Schöne-weide - Neukölln	Berlin-Südkreuz 6
20:38	18132 +++ F		Königs Wusterhausen 1



- There are several ticket machines on the U1 floor.

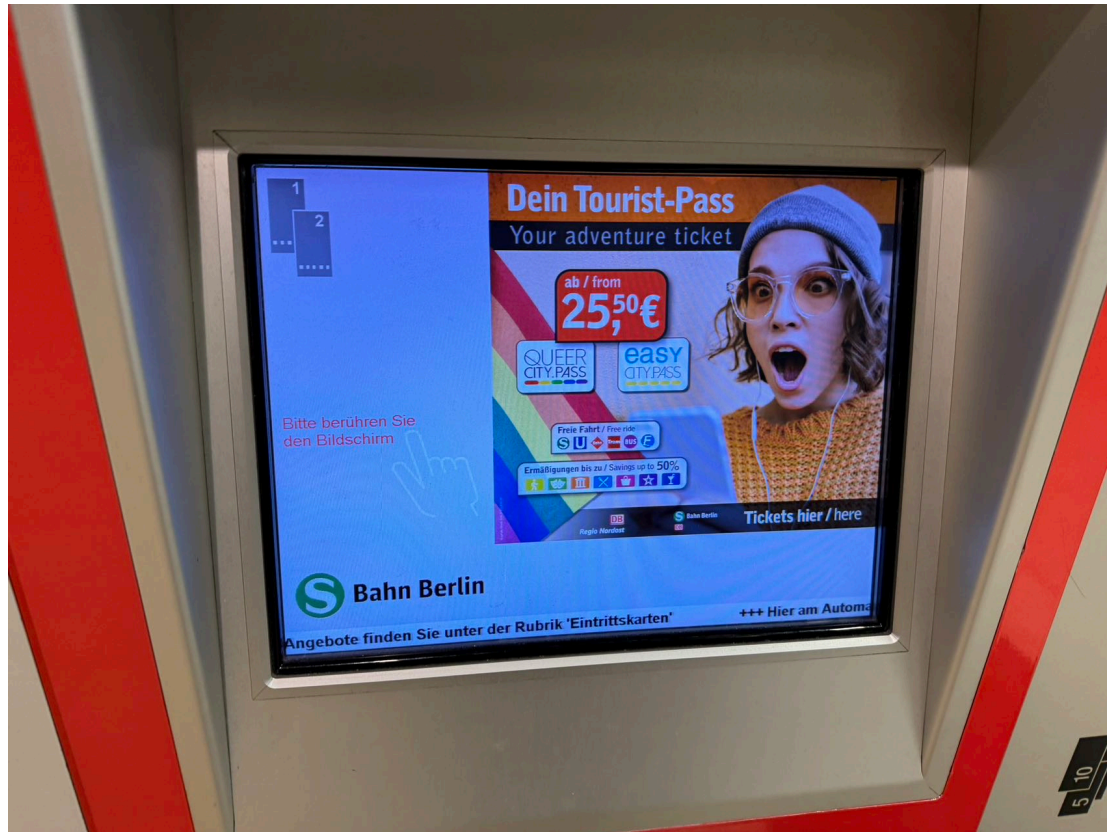
- Trains are on the U2 floor. There are also ticket machines on the train platform.



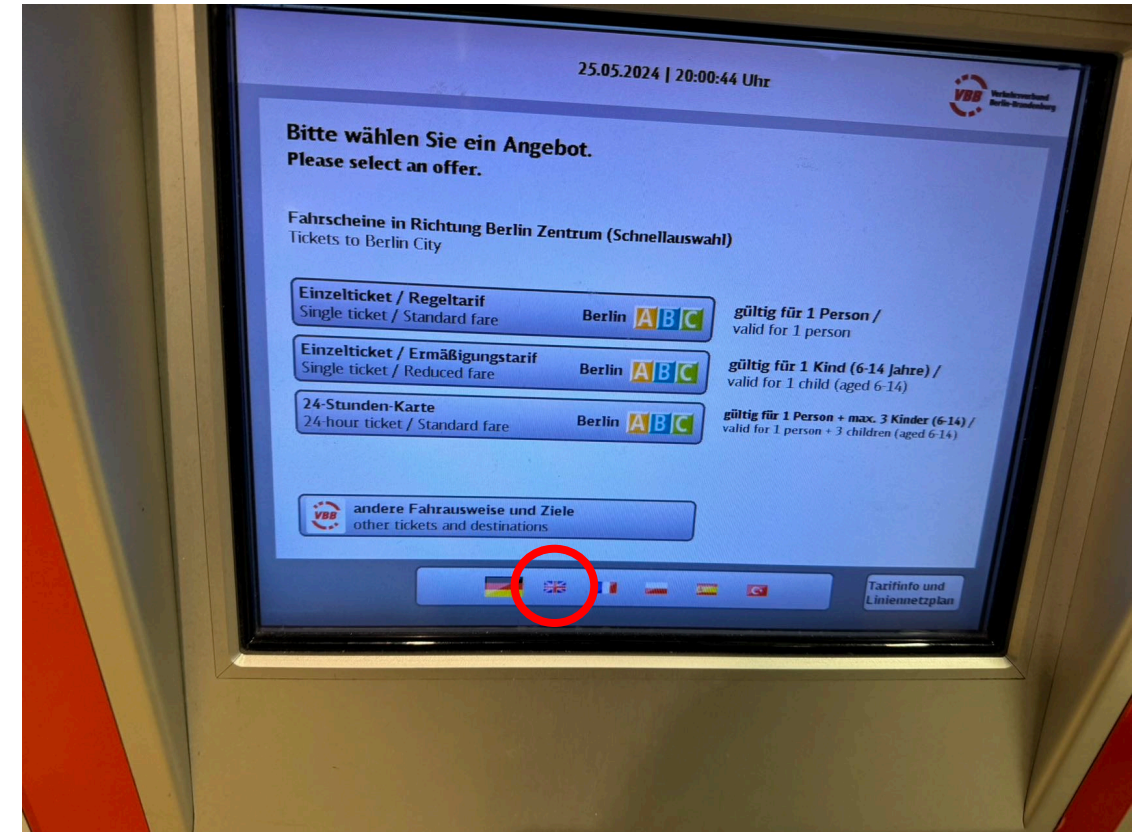
If you prefer to consult with staff rather than use the ticket machines, go to the travel center (Reisezentrum) on the same floor (U1). See picture on the right. Note that there might be a line.



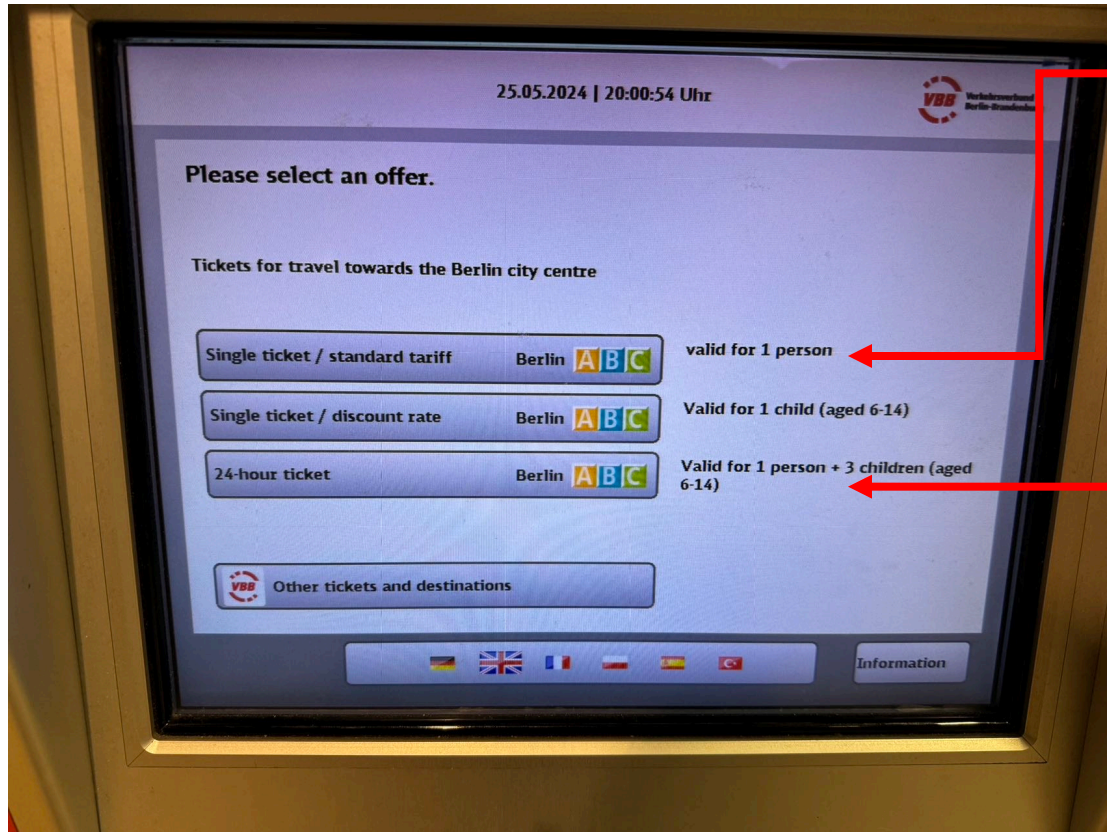
If you approach the machines, the screens may look like this.
Don't be scared! Touch it anyway.



It will show the picture below.
You may want to switch the language to English.

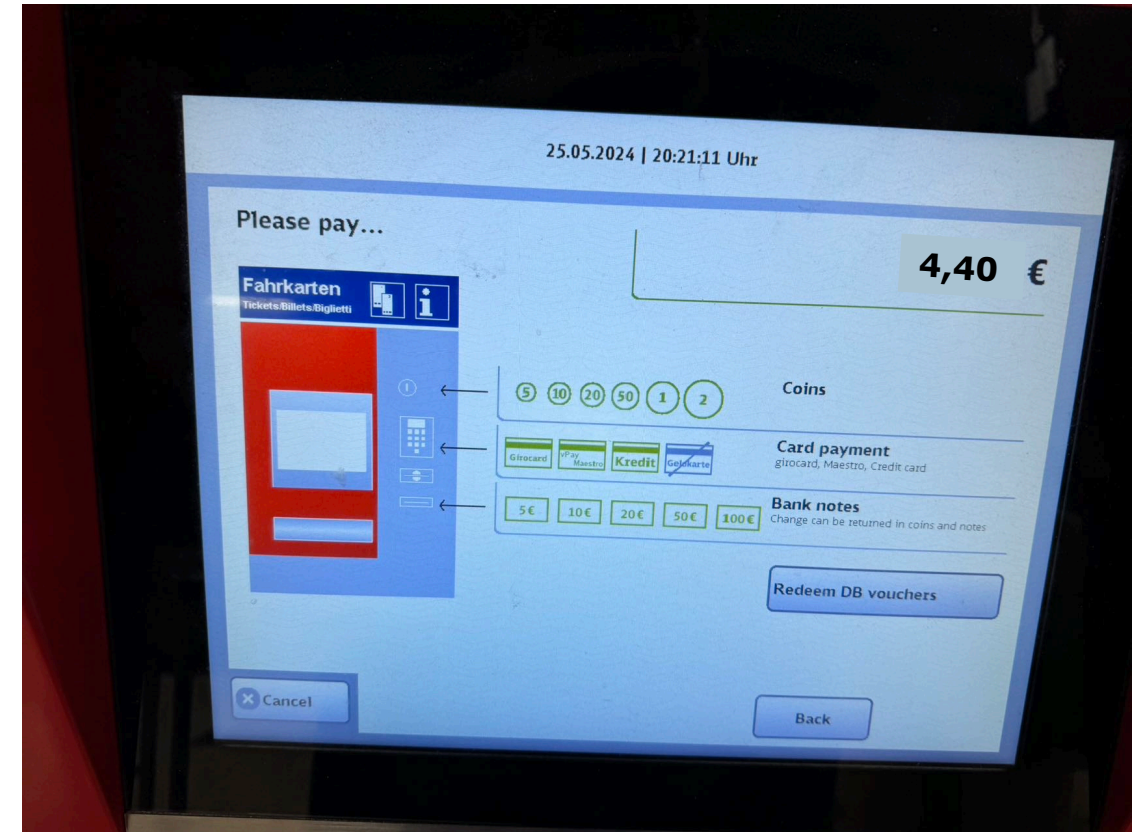
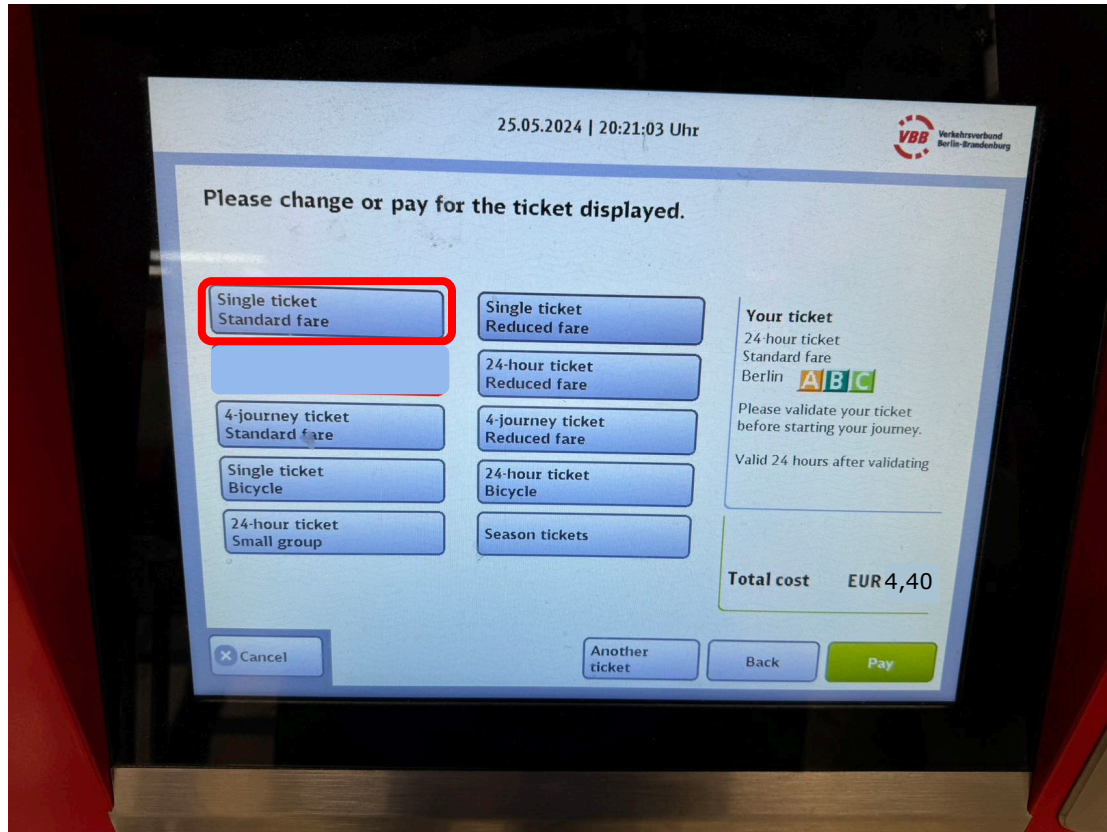


Buy the right ticket for your destination

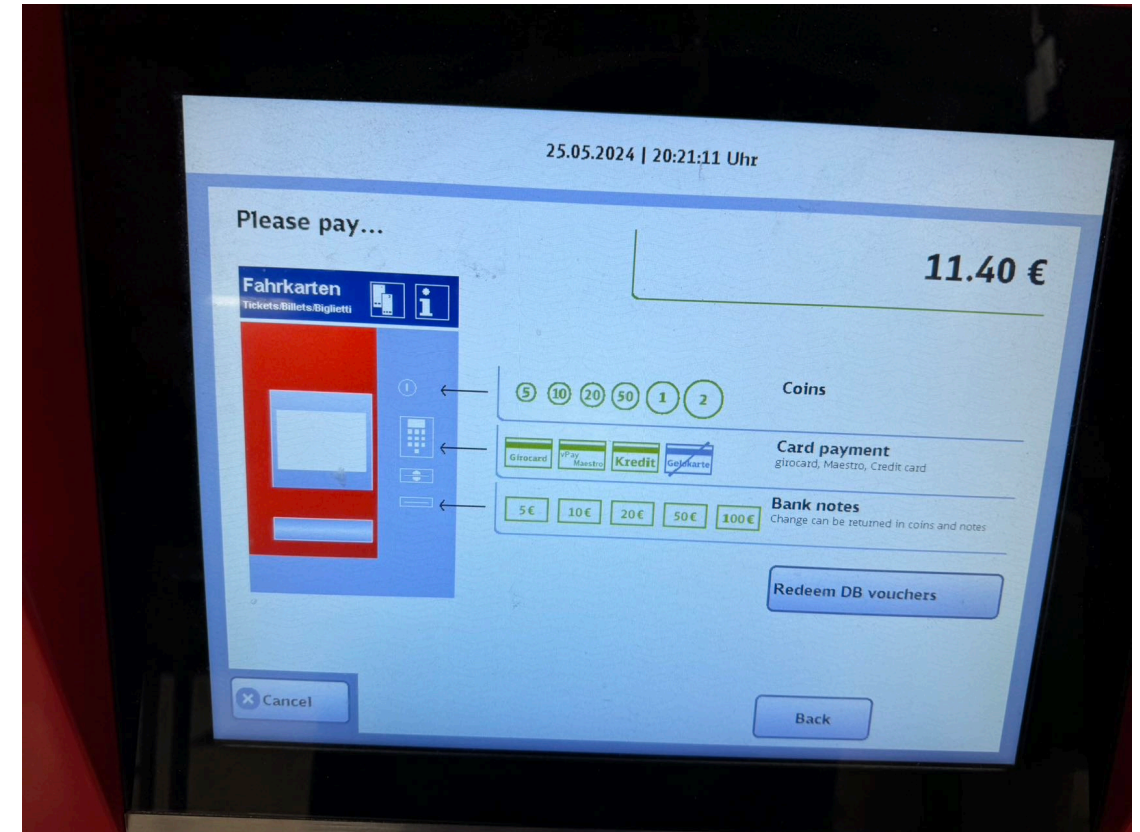
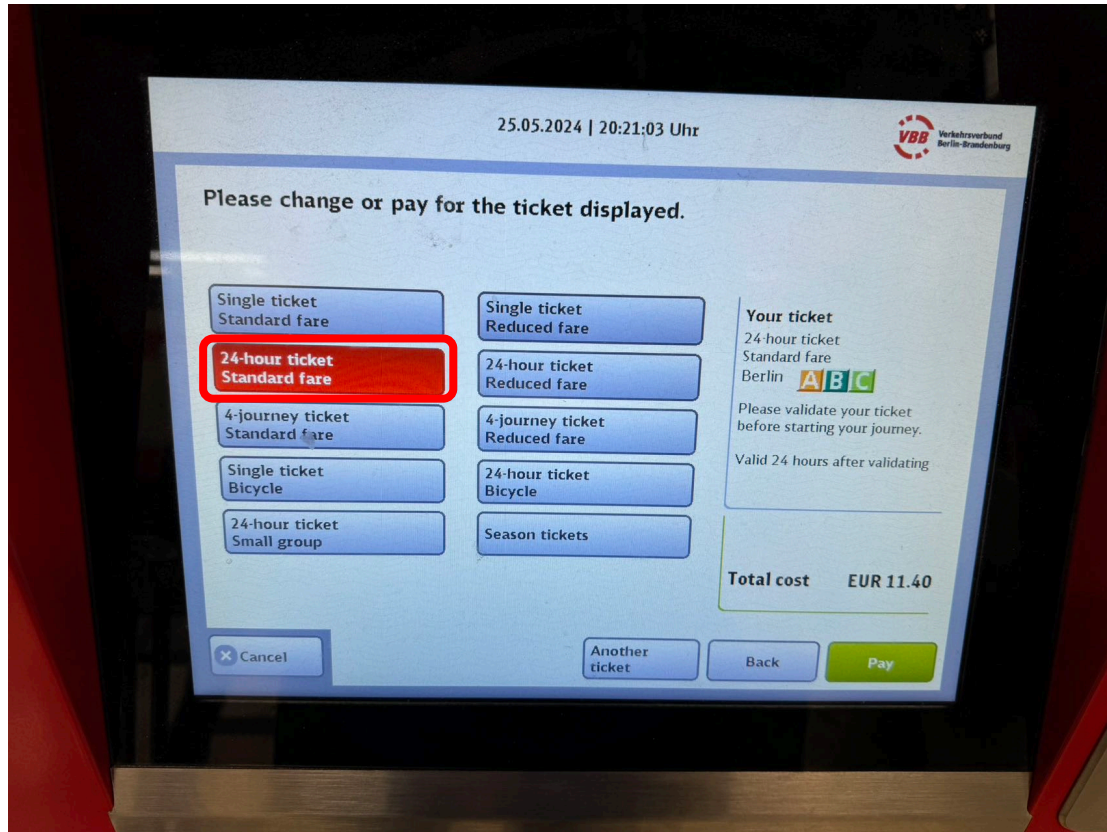


- If you only need a **one-way** ticket from BER airport to Potsdam, you need to click "Single ticket / standard tariff".
- If you are joining the **Berlin walking tour**, click "24-hour ticket Berlin ABC". It is valid for 24 hours for all means of public transport in Berlin and Potsdam.
- Don't forget to validate your ticket in both cases!

Choose "Single ticket Standard fare" and click "Pay"
(attention: this is for people who need a **one-way ticket!**)




Choose "24-hour ticket Standard fare" and click "Pay" (attention: this is for those who are planning to join the **Berlin walking tour!**)



You can pay by card or cash (sometimes international credit cards are not accepted)



Validate the ticket using the ticket validation machine on the platform



You are going to **Potsdam Hbf.**
Double-check the screen and
go to the right platform.

Abfahrt

Departure / Départ

<

Double-check that you are taking
the right train on google maps or
DB app.

If you followed the instructions
above, you have purchased a ticket
for the second class.



The first class is clearly marked. If
you are not in the first class, you
are in the second class. Unlike the
board at the station, the DB app shows the first class